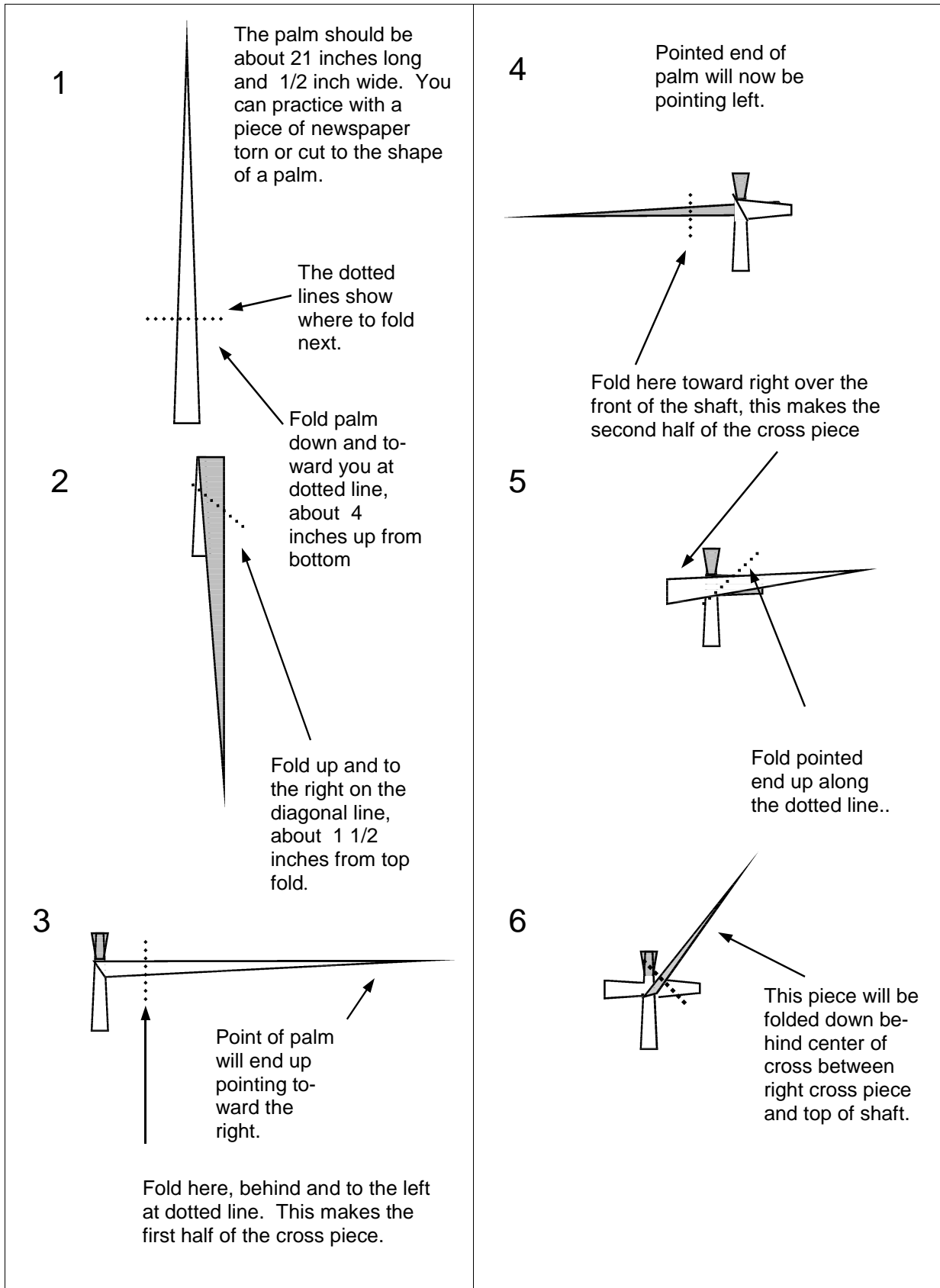
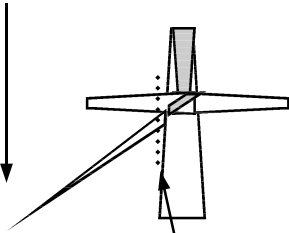


HOW TO FOLD A PALM INTO A CROSS.



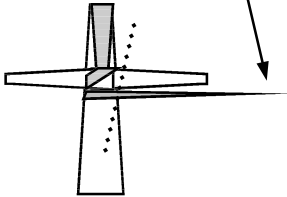
7

Point will end up point down, toward left.



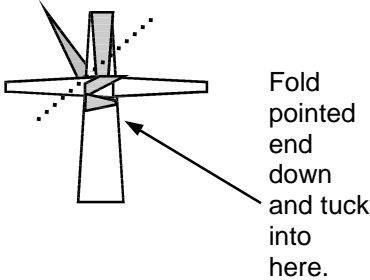
8

Fold pointed end here across front to point toward right



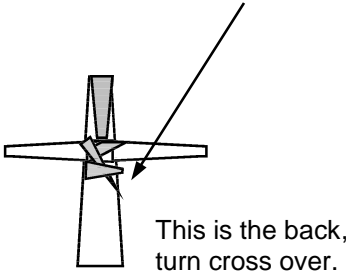
9

Fold pointed end behind and up toward left. Pointed end will be pointing up diagonally between left cross piece and the top of the shaft of the cross.

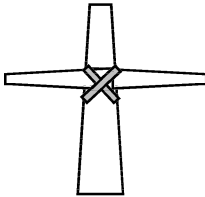


10

Point has been tucked in.



11



Here is your completed cross.

Palms are a sacramental. They are blessed on Palm Sunday and distributed to the faithful as a remembrance of Christ's triumphant entry into Jerusalem and his death and resurrection. It is a tradition to display the palm reverently in the home; often along with sacred art or a crucifix. The weaving and folding of palms into some artistic form is an old tradition and can be quite complex. This cross is a simple one that a child can do with some help. Blessed palms should be burned and/or buried reverently for proper disposal. Many churches collect the old palms and burn them shortly before the following Ash Wednesday. The ashes are used to mark the foreheads of the faithful during the Ash Wednesday mass